



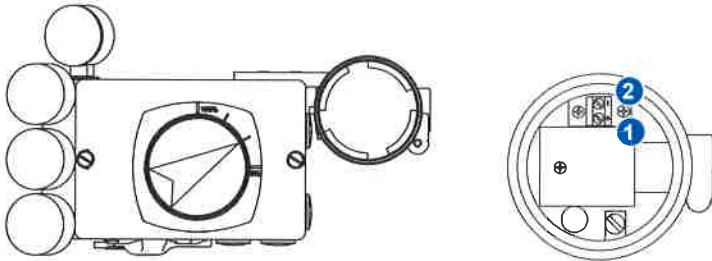
V200 POSITIONER

www.vacaccessories.com

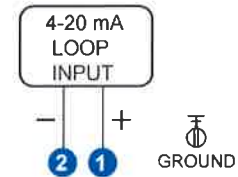
2. WIRING DIAGRAMS EXTERNAL IP

Screw terminals, overview

EX

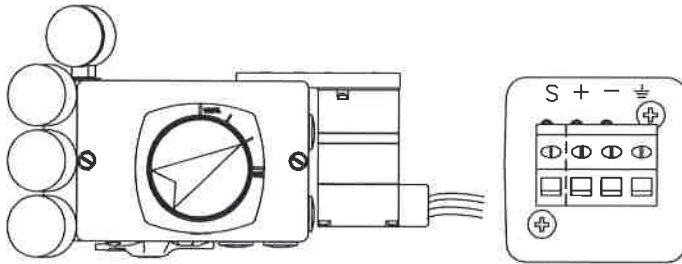


Terminal assignment



Loop Input
4 - 20 mA

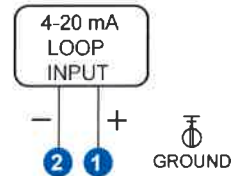
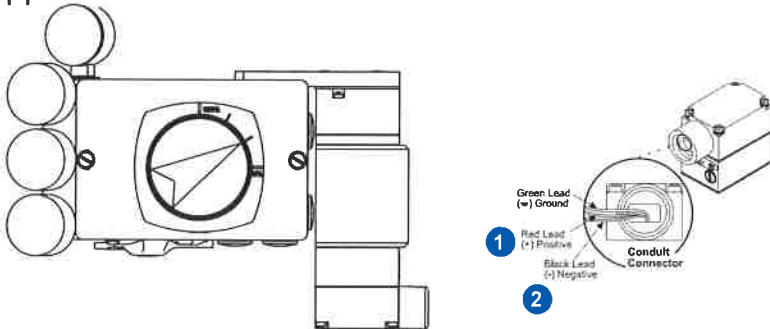
0-10V



E/P	Wire color	Terminal
Control Signal +	Orange	+
Control Signal -	Black	-
Power Supply +	Red	S
Power Supply -	Black	-
Ground optional	Green	S

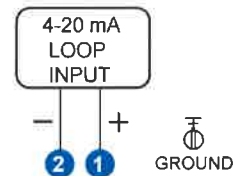
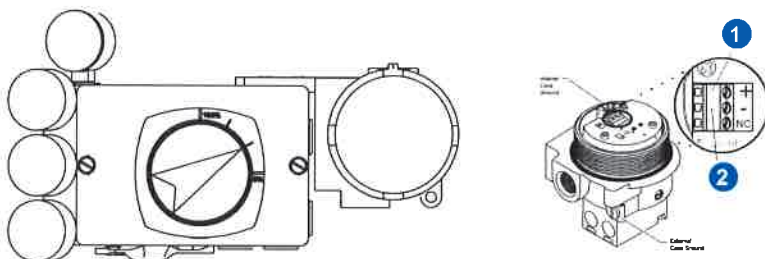
Control Signal: 0-10 VDC
Power Supply Voltage: 7-30 VDC, less than 3mA

FF



Loop Input
4 - 20 mA

EX GA



Loop Input
4 - 20 mA